A Guide for Disciple-Making Beyond the Walls of the Church

Learn to empower others to uniquely live out the gospel & disciple others in their networks & neighborhoods

Participant Guide
FBOV12.21

Table of Contents

God's Big Story Tool	3
My Story Tool	9
Hear & Do Tool	15
Covenant & Calling Tool	19
Rhythm Tool	23
Sweet Spot of Sent-ness Tool	26
Vision Challenge Tool	30
Person of Peace Tool	35
Journey of Discipleship Tool	40
Discovery Bible Study Tool	47

Experience & Articulate God's Story:
God's Big Story Tool

Acts 17:22-31

Text & Teaching points:

Read Acts 17:22-31. Ask: "*What do you notice that seems to be going on in this story*?"

Tool & Training points:

"Now let's draw out a tool that can help us remember, apply to our lives, and ultimately know how to share this teaching with others."

THE TENSION WE LIVE IN:

DESIGNED FOR GOOD. In beginning, everything is right with everything else. Design for world; each other; relationship with God. The Bible says, "Very good."

Gen 1:26-27,31 *God spoke: "Let us make human beings in our image, make them reflect our nature, so they can be responsible for … Earth itself" … God created human beings; he created them godlike, reflecting God's nature… God looked over everything he had made; it was so good, so very good! (MSG*)

DAMAGED BY EVIL. When God in charge, it was a wonderful world. But we wanted to be in charge so that all creation & everyone in it could be used for our own benefit instead intended designed purpose.

Rom 1:28-29 *Since they didn't bother to acknowledge God, God quit bothering them and let them run loose. And then all hell broke loose: rampant evil, grabbing and grasping, vicious backstabbing. They made life hell on earth with their envy, wanton killing, bickering, and cheating. Look at them: mean-spirited, venomous, fork-tongued God-bashers. Bullies, swaggerers, insufferable windbags! (MSG)*

RESTORED FOR BETTER. But God loves world too much leave it that way. He came to planet as Jesus 2000 years ago & started something new.

Col:19-21. *From beginning to end (Jesus) he's there, towering far above everything, everyone. So spacious is he, so roomy, that everything of God finds its proper place in him without crowding. Not only that, but all the broken and dislocated pieces of the universe—people and things, animals and atoms—get properly fixed and fit together in*

vibrant harmonies, all because of his death, his blood that poured down from the cross. You yourselves are a case study of what he does. At one time you all had your backs turned to God, thinking rebellious thoughts of him, giving him trouble every chance you got. But now, by giving himself completely at the Cross, actually dying for you, Christ brought you over to God's side and put your lives together, whole and holy in his presence. You don't walk away from a gift like that! (MSG)

SENT TOGETHER TO HEAL. Jesus invites us to join this movement against evil by going into the world and helping to heal it.

Luke 4:18-19 *God's Spirit is on me; he's chosen me to preach the Message of good news to the poor, sent me to announce pardon to prisoners and recovery of sight to the blind, to set the burdened and battered free, to announce, "This is God's year to act!" (MSG)*

Which 1 of the 4 circles do you best relate to? Why?
Which 1 of the 4 circles do you need to further embrace and live into?

Next Step: What commitment do you need to make today, in light of God's Big Story that we're living in?

If you chose Circle 1, and you think the world is all wonderful, well we've already talked about how the world is pretty messed up, so you would be avoiding reality. The invitation for you is to see the world how it really is.

If you chose Circle 2, it might be because you are overwhelmed by the evil in the world and even the evil in your own heart. Jesus responds by giving us two great things hope and forgiveness.

If you chose Circle 3, it might be because we are followers of Jesus but were not a part of this healing in the world, Jesus wants to make it clear that if we are not a part of this then we are a part of this, and we've made faith about what we can get out of it and what it can do for us and in so doing we are the exact opposite of loving God and loving our neighbor.

If you chose Circle 4, it's because you want to be part of healing the world, but we don't know how Jesus or spirituality fits into all that. The rub is this there is a lot of evil in the world, and the only way to give to lasting response lasting good in the context of evil is through love. We can't do it through our anger we can't do it through our hatred through our pride or our fears, we have to do it through love. And Jesus in his love for us offers us a chance to be fully loved in ourselves, and that spreads out in our relationships and in our attitude toward the world.

No matter which circle you chose, Jesus wants us to respond in two ways:

1. **He wants us to have a change of mind**, a complete shift in perspective to say that we don't want to live like this anymore and we see it your way, and we ask Jesus for forgiveness we are sorry for living this way.

2. **Jesus also wants us to trust him**: to trust his way of seeing the world; to trust what he's doing in the world; and to ultimately to trust him so much to allow him to be the leader of our lives so he can change us on the inside… then change our relationships… and then he can bring healing to the world through us. So how does it sound do you want Jesus to be the leader of your life?

Reflection questions to ask with this tool:

- Which of these circles have you spent the most time in?
- Which circle do you need to be more intentional about?
- Will you commit to learning & sharing this tool? Will you practice drawing this tool this week & do it with another person in your life? (Refer them to 10min video of this presentation)

Assignments:

- This week, practice drawing out & sharing the tool.

Taken from James Choung. *Based on a True Story*.

To watch a demonstration of this, watch this 10-minute video:
www.firstorlando.com/disciplemaking

Share How God's Story Has Intersected with Your Story:

My Story Tool

Acts 22:1-21

Text & Teaching points:

Read Acts 22:1-21. Ask: "*What do you notice that seems to be going on in this story?*"

Tool & Training points:

"Now let's draw out a tool that can help us remember, apply to our lives, and ultimately know how to share this teaching with others."

My Story Tool is simply:

- Identifying the top 6 high points & hard times that have shaped your life.
- Then chronologically drawing a picture for each of the 6 events.
- Then you title your life story.

Why do this?

- We all are living inside 3 stories. My story. Our story. The story. In God's overarching & grand Story, we know that He's been working all along through the stories of all of our lives, to prepare us for the next step He wants us to take as we participate in His Story.
- Most of the Bible is written in story. God could have just dropped a big rule book or systematic theology book & say "*here is what to believe*." But He didn't. The Bible contains more than 450 stories of people just like us.
- Most people have experienced their story, but few people have interpreted their story. Even fewer can articulate their story, in a way that helps them find their place in God's story. But that's not the case for many of the influential characters in scripture.
- Here is a simple process to help you move from recounting the primary experiences in your story and then to interpret them… to decipher the work God has done & is doing. When that happens, your past will not only shape your future, but can also fuel your future. Then we want to help you articulate your story by naming it… titling it.

A final reason why we want to do this **My Story Tool,** is that it can act as a practical tool in helping further develop authentic community with others in your family, group or on your team. We believe that developing genuine relationship is as important as studying & knowing truth.

We want a simple process that can help us better...

- Know & be known
- Love & be loved
- Celebrate & be celebrated

Ten Hinge Moments

Take a few minutes **to brainstorm a list of ten moments in your life that have made the biggest impact on the person you are today**. This list should include both high points and hard times:

5 High Points (Moments of great success or joy)	5 Hard Times (Moments of failure or grief)
1.	1.
2.	2.
3.	3.
4.	4.
5.	5.

After you have listed ten moments, circle the SIX most important moments (you don't need to have equal # of High Points & Hard Times.) Then capture those six below in chronological order from the earliest in your life to the latest in your life.

1. _____

2. _____

3. _____

4. _____

5. _____

6. _____

Now complete the My Story Tool.

- In light of the above 6 selected hinge moments of your life, now chronologically draw below a picture for each of the events, with perhaps a simple description of what they were.
- Then create a title for your life story, in six words.
- Then write out the top 3 reflections from My Story Tool, on the back of the sheet.

Here is an example of a someone's Story Tool.

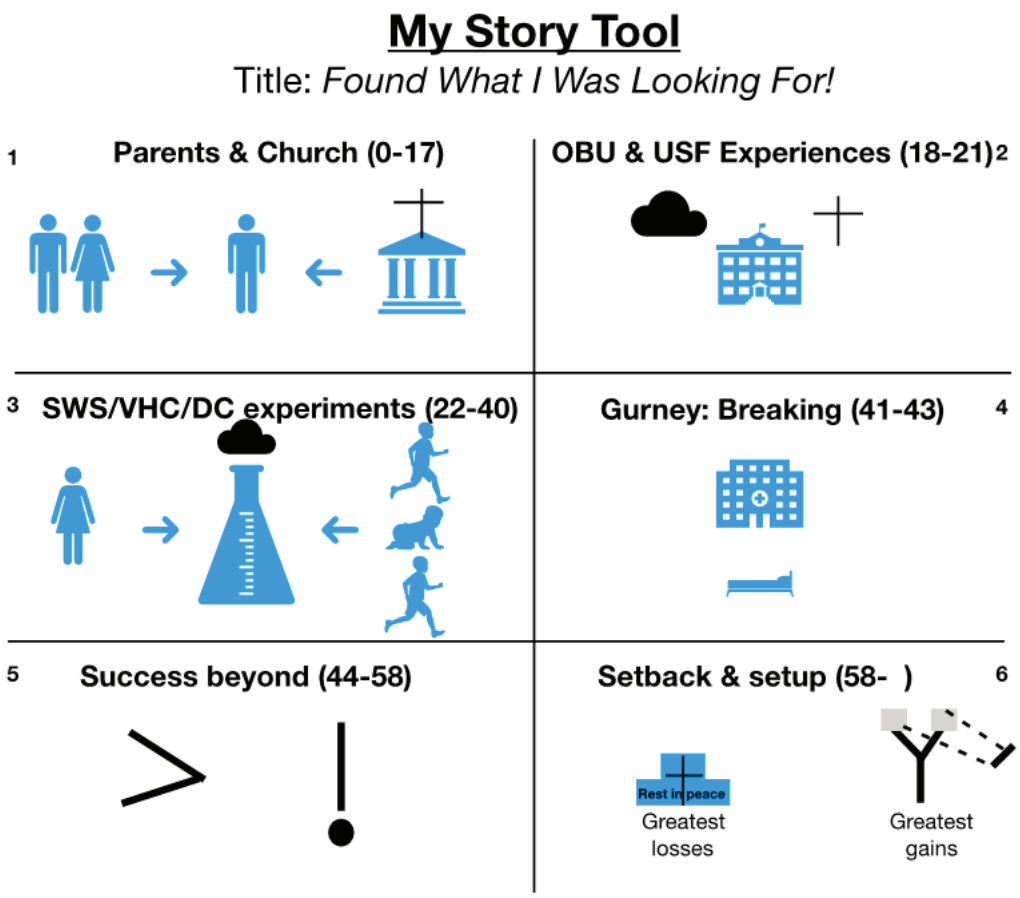

MY STORY TOOL

How God's Story Intersects Mine

TITLE:

Identify the top 6 high points & hard times that have shaped your life.
Then chronologically draw a picture for each of the events. Then title your life story in six words.

1	2
3	4
5	6

Reflection questions to ask with this tool:

What are the *Top 3 Reflections* from your Storyboard?

- *What event or experience in your story has most shaped you as a person, parent, leader?*
- *How does your past experience prepare you for your current life & leadership challenges?*
- *How did you title your story? Why did you title your story the way you did?*
- Will you commit to learning & sharing this tool? Will you practice drawing this tool this week & do it with another person in your life?

Assignments:

- This week, practice drawing out & sharing the tool.

The My Story Tool was adapted from *The Younique Primer.*

To watch a demonstration of this, watch this 10-minute video:
www.firstorlando.com/disciplemaking

Hear from Jesus & Act on it

Hear & Do Tool

Mark 1:15; Matthew 7:24-27

Text & Teaching points:

Read Mark 1:15. Ask: "*What do you notice that seems to be going on in this story*?"

Read Matthew 7:24-27. Ask: "*What do you notice that seems to be going on in this story*?"

Tool & Training points:

"Now let's draw out a tool that can help us remember, apply to our lives, and ultimately know how to share this teaching with others."

HEAR & DO TOOL

Hear from Jesus & Act on it

Mark 1:15; Matthew 7:24-27

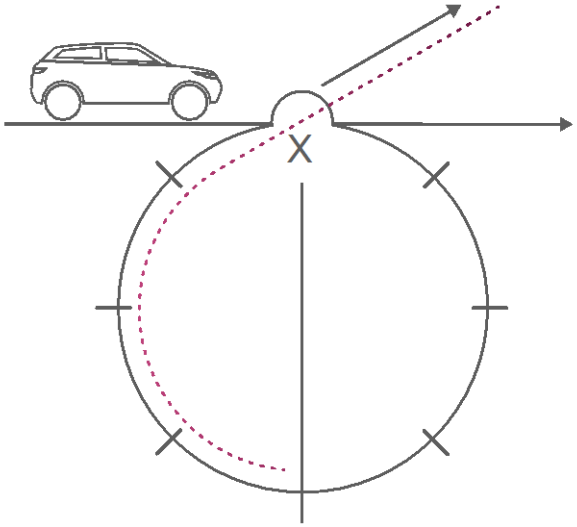

The most important thing to learn is how to consistently experience hearing from Jesus, in one's everyday world, and then acting on what He tells you. This *Hear & Do* tool can show you how.

God's living presence is in everything and everyone. This living presence of God is totally relational. He's always carrying on a conversation. Life is about learning to listen to that conversation & then responding to it, whether He is speaking to you through a sunset, forest, conversation or scripture. The point of the conversation is both for deepening relationship, as well as personal growth.

Reflection questions to ask with this tool:

- What has recently happened to you, that was unplanned & unexpected, that 'woke you up' differently than what you'd been 'asleep to?'
- Use the 3 steps to determine what God might be trying to say to you. What is it? Write it here:

  _____

  _____

  _____

- Now use the other 3 steps to determine what you're going to do about it. What is it? Write it here:

  _____

  _____

  _____

- Will you commit to learning & sharing this tool? Will you practice drawing this tool this week & do it with another person in your life? (Refer them to 10min video of this presentation)

Assignments:

- This week, practice drawing out & sharing the tool.

The Hear & Do Tool is adapted from *Building a Discipling Culture.*

To watch a demonstration of this, watch this 10-minute video:
www.firstorlando.com/disciplemaking

Relate to God Like Jesus Did:
Covenant & Calling Tool

Matthew 3:13-17; Luke 15:20-32; Matt 28:18-20

Text & Teaching points:

Read Matthew 3:13-17. Ask: "*What do you notice that seems to be going on in this story*?"

Read Luke 15: 20-32. Ask: "*What do you notice that seems to be going on in this story*?"

Read Matthew 28:18-20. Ask: "*What do you notice that seems to be going on in this story*?"

Tool & Training points:

"Now let's draw out a tool that can help us remember, apply to our lives, and ultimately know how to share this teaching with others."

COVENANT & CALLING TOOL

Relate to God As Jesus Did

Matthew 3:13-17; Luke 15:20-24; Matthew 28:18-20

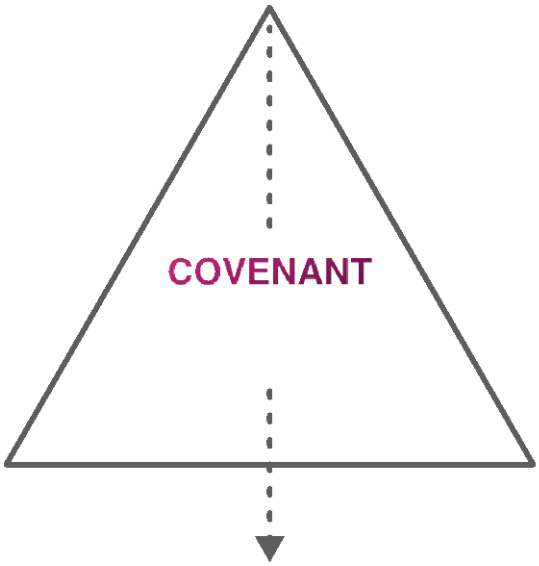

COVENANT & CALLING TOOL

Relate to God As Jesus Did

Matthew 3:13-17; Luke 15:20-24; Matthew 28:18-20

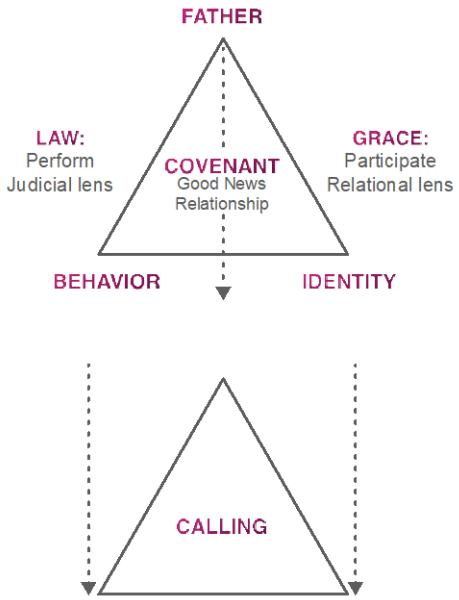

- **To summarize how to relate to God, like Jesus modeled for us, is to know that we've been invited into a covenantal relationship, based upon grace, that then leads to us to a calling representation, that's based on identity.**
- Every single page of the Bible, every story, from Genesis to Revelation, is either teaching or demonstrating Covenant or Calling or both.

Reflection questions to ask with this tool:

- Do you relate to God more through a 'grace' lens or a 'law' lens?
- Where do you really find your identity?
- Which of the two triangles, identifies the one primary way you tend to think about or relate to God?
- As you become more anchored in your true identity, how can you better represent Jesus where He's placed you?
- Will you commit to learning & sharing this tool? Will you practice drawing this tool this week & do it with another person in your life?

Assignments:

- This week, practice drawing out & sharing the tool
- Consider participating in *The Younique Experience: Gospel-Centered Life Design*, that will help you better define & live your calling.

The Covenant & Calling Tool is adapted from *Building a Discipling Culture.*

To watch a demonstration of this, watch this 10-minute video:
www.firstorlando.com/disciplemaking

Live in Jesus' Healthy Rhythms:
Healthy Rhythm Tool

Genesis 1-2; John 15:1-8; Matt 11:28-30

Text & Teaching points:

Read Genesis 1:1-31; 2:1-3. Ask: "*What do you notice that seems to be going on in this*

Read John 15:1-8. Ask: "*What do you notice that seems to be going on in this story*?"

Read Matt 11:28-30. Ask: "*What do you notice that seems to be going on in this story*?

Tool & Training points:

"Now let's draw out a tool that can help us remember, apply to our lives, and ultimately know how to share this teaching with others."

HEALTHY RHYTHM TOOL

Live in Jesus' Healthy Rhythms

Genesis 1-2; John 15:1-8; Matthew 11:28-30

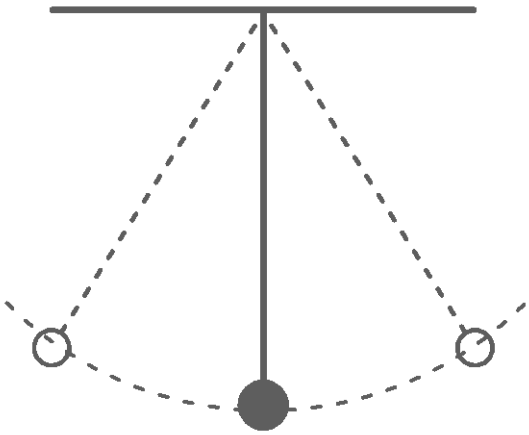

Reflection questions to ask with this tool:

- What new rhythms do you need to establish in order to have a healthy soul that is getting BOTH the kinds of rest needed as well as work needed?
- How can you allow Jesus to recover your life by learning these unforced rhythms of grace, that will help you to live freely and lightly?
- Have you learned to be still… cease striving…slow down…and simply abide?
- What 'rest' activities are you doing to replenish & refill yourself each day, week, & year?
- What 'work' activities are you doing to replenish yourself each day, week & year?
- Have you established a 'finish' line & a 'starting' line for each day, week, & year?
- Where do you need to rest better or work smarter?
- Will you commit to learning & sharing this tool? Will you practice drawing this tool this week & do it with another person in your life?

Assignments:

- This week, practice drawing out & sharing the tool.

To watch a demonstration of this, watch this 10-minute video:
www.firstorlando.com/disciplemaking

Go Where Jesus Sends You:
Sweet Spot of Sent-ness Tool

Luke 9:1-6; Acts 1:8; John 3:16-17; Eph 2:10

Text & Teaching points:

Read John 3:16. Ask: "*What do you notice that seems to be going on in this story*?"

Read Acts 1:8. Ask: "*What do you notice that seems to be going on in this story*?"

Read Ephesians 2:10. Ask: "*What do you notice that seems to be going on in this story*?"

Read Luke 10:1-6. Ask: "*What do you notice that seems to be going on in this story?*"

Tool & Training points:

"Now let's draw out a tool that can help us remember, apply to our lives, and ultimately know how to share this teaching with others."

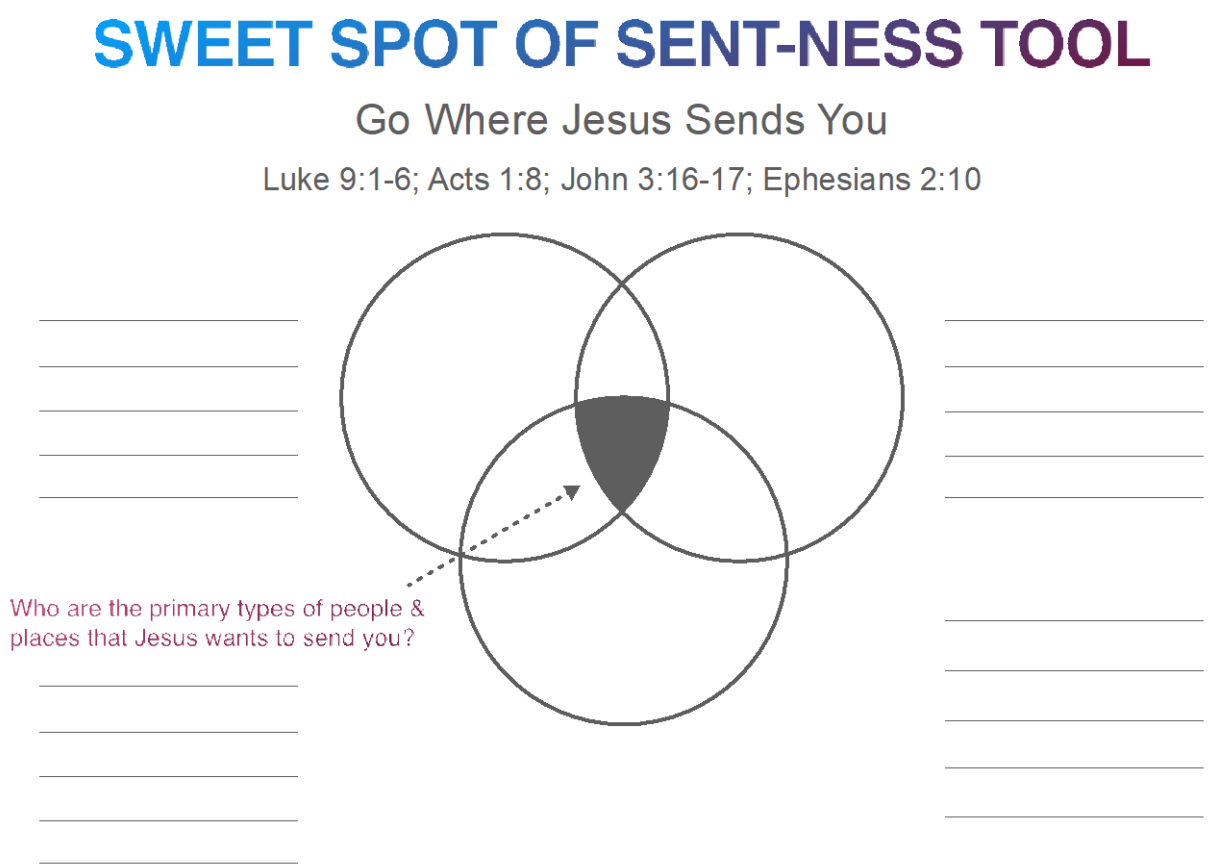

- This tool is intended to really begin the conversation, regarding what it means to discern where Jesus is sending you, as opposed to finding a complete answer in the moment.
- **The passion circle**: What are the things that fuel me the most? **List 3-5 of your primary passions.**

- **The ability circle**: What are the things that your best at? **List 3-5 of your primary abilities.**

- **The context circle:** Where is my impact greatest? **List 3-5 of your primary contexts.**

As you look at the intersection of your passions, abilities, and context, list 3-5 of the primary types of people & places that Jesus seems to want to send you? What places & people seem to need your best & would be most receptive to you?

Reflection questions to ask with this tool:

- Can you begin to pray & ask God to show you how you should begin to go to those it appears He is sending you?
- Will you commit to learning & sharing this tool? Will you practice drawing this tool this week & do it with another person in your life?

Assignments:

- This week, practice drawing out & sharing the tool
- Consider participating in *The Younique Experience: Gospel-Centered Life Design*, that will help you better define & live in your sweet spot.

Sweet Spot of Sent-ness Tool is adapted from *The Younique Experience*.

To watch a demonstration of this, watch this 10-minute video:
www.firstorlando.com/disciplemaking

Invite others to follow you, as you follow Jesus

Vision Challenge Tool

Luke 5:1-11; Matthew 4:18-20

Text & Teaching points:

Read Luke 5:1-11 & then Matthew 4:18-20. Ask: "*What do you notice that seems to be going on in this story*?"

Tool & Training points:

"Now let's draw out a tool that can help us remember, apply to our lives, and ultimately know how to share this concept with others."

VISION CHALLENGE TOOL

Invite Others to Follow You, As You Follow Jesus

Matthew 4:19

Hemingway's book in six words:

_____ _____ _____ _____ _____ _____

Jesus visionary challenge in six words:

_____ _____ _____ _____ _____ _____

Your visionary challenge in six words:

_____ _____ _____ _____ _____ _____

- **How do I invite someone into a discipling relationship?** Begin by determining how you can best call people, who are already in your life, into a disciple-making relationship, based on the mission of our church (*Follow Jesus & lead others to do the same*.)
- What specific, unique value do you bring, based upon that?
- Craft a 6-8 word **Vision Challenge Statement** (VCS) that reflects the above.

VISION CHALLENGE TOOL

Examples of a 6-Word Vision Challenge

I'd love to regularly meet with you and several others to…
· Help you find God's dream for you and maximize your life.
· Help you financially flourish, and help you further grow in your life of following
Jesus.
· Help you have a thriving business without losing your soul.
· Help you notice God's goodness.

Then when you have crafted your Vision Challenge Statement, use it in your invitation to those you'd like to have a discipling relationship with.

"In recent weeks, I've been praying about whom God is asking me to invest in and disciple for this next season life. Here is what I feel called to do and the value it could have for you. I'd love to regularly meet with you and several others to…

_____ _____ _____ _____ _____ _____

The phrase you craft should express the overlap between what you know how to provide and where people around you want to go!

Craft a 6-8 word **Vision Challenge Statement** *that expresses the overlap between what you know how to provide and where people around you want to go!*

_____ _____ _____ _____ _____ _____

Then when you have crafted your Vision Challenge Statement, use it in your invitation to those you'd like to have a discipling relationship with.

"In recent weeks, I've been praying about whom God is asking me to invest in and disciple for this next season life. Here is what I feel called to do and the value it could have for you. I'd love to regularly meet with you and several others to…

_____ _____ _____ _____ _____ _____

As I've prayed about who might benefit from this, I feel like God has really impressed you on my heart. I'm not saying I have all the spiritual answers or am in any way perfect, but God has taught me some significant things, through all the ups and downs of my life, that we can find in key scriptures. I've also learned to use several tools that have helped me remember them and apply them. I'd love to pass those on to you and a few others.

I'd also like to show you, what I'm learning, about being difference maker with others. I'll train you in how to do that more effectively than before.

I won't be a perfect example for you, but I think I can be a living one, for a season of time. Would you consider this for a week, and then I'll get back with you to see if you think this might be for you… in this current season of your life."

The whole point of this Vision Challenge Tool is to help you craft and then start delivering to Persons of Peace in your life, a compelling description of the future reality you are calling them to follow you toward.

Reflection questions to ask with this tool:

- How have you been challenged yourself as you've tried to craft your own Challenge Statement?
- Is it easy or difficult for you to invite & challenge several people to follow you, as you follow Christ?
- What are the next steps you can take to apply this teaching & tool?

Assignments:

- This week, practice drawing out & sharing the tool

Vision Challenge Tool is adapted from *Future Church*.

To watch a demonstration of this, watch this 10-minute video:
www.firstorlando.com/disciplemaking

Represent Jesus Where You Live, Work & Play

Person of Peace Tool

John 10:1-5; Luke 9:1-6; Luke 10:1-9

Text & Teaching points:

Read John 10:1-5. Ask "*What do you notice that seems to be going on in this story*?"

Read Luke 9:1-6 & Luke 10:1-9. Ask: "*What do you notice that seems to be going on in this story*?"

Jesus' strategy for discipleship begins simply by looking for friends! A Person of Peace likes you, listens to you, and will serve you. When we find a Person of Peace, Jesus says we are to spend time with them, share meals with them, accept hospitality from them, heal the sick there, and explain the Good News of the Kingdom to them.

Tool & Training points:

"Now let's draw out a tool that can help us remember, apply to our lives, and ultimately know how to share this teaching with others."

This tool is about naming the people of peace in your life that:

• Like you (welcome you in)

• Listen to you (return your peace to you)

• Serve you (people that like to help you in any way)

PERSON OF PEACE TOOL

Represent Jesus Where You Live, Work & Play

Luke 9:1-6

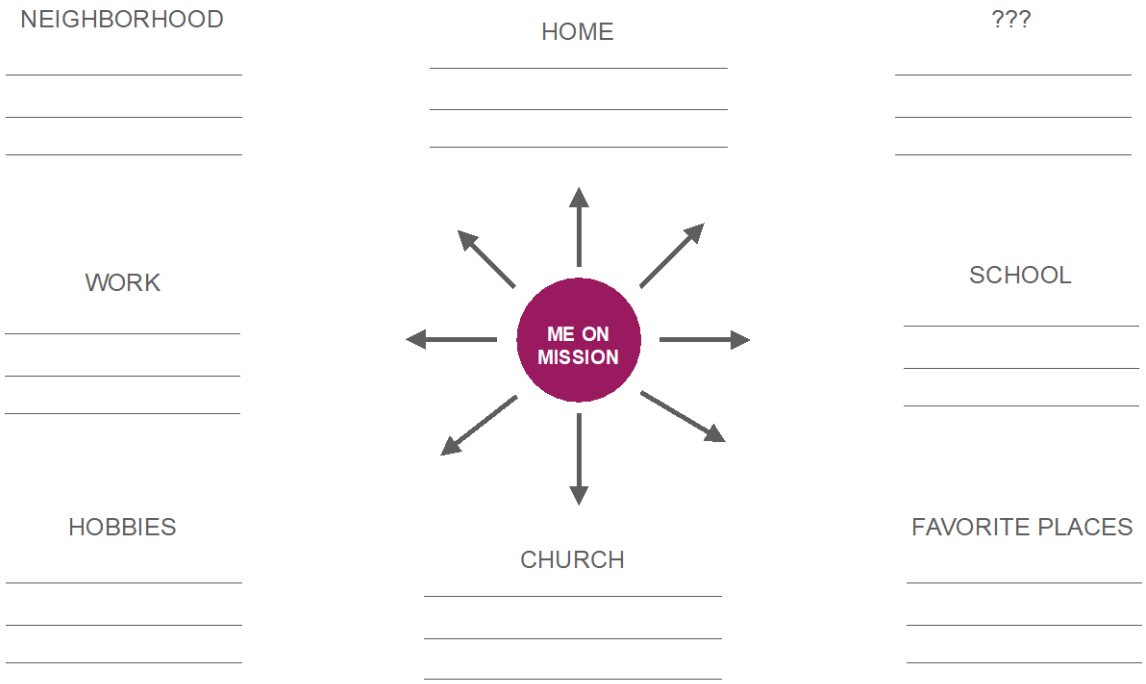

We want to identify the people that we would share the mission of God. If you use this tool, a couple of times a year, you'll never run out of people to share the mission with and disciple.

1. **Home**, *immediate and extended family.*

Write down three to five different names of people in your home. Sometimes we don't realize that we can share the mission of Jesus with our kids, spouse, etc. Also, it might be not just your nuclear family, but close friends who are always in your home. Or it could be those that that are extended family.

2. **Neighbors**, *the people who live around you*

Write down three to five names of people in your neighborhood. Who are the people that live next to you or across the street from, or down the road from you? These could also be people you see at the pool.

3. **Work**, your coworkers and regular customers or clients

Write down three to five names of people in your neighborhood. Who are those that you could be of some support to? Who are those that you have some level of influence with?

4. **Play**, *the people you get together with for recreation and hobbies*

Write down three to five names of people that you do some form of recreation with. Who do you play golf with or bike with? Who are those that you have similar interests with?

5. **Church**, *the people you worship and serve with*

Write down three to five names of people that you regularly see at church. Who among them might need to have mission expanded in their lives? Who are new people your church that you've met?

6. **Favorite Places**, *patrons and staff in businesses you frequent.*

Write down three to five names of people that you regularly see at your favorite places. Is it your coffee shop… or you see at the park regularly… or see you at the grocery story?

7. **School,** *your classmates if you're a student or parents of students if you're parent, or faculty.*

Write down three to five names of people that you regularly see at your favorite places.

8. **Other**, *anywhere else you're involved in your community, including divine appointments.*

Write down three to five names of people that you regularly see that don't fit any of the other categories.

Most people have no idea how many people are in their life… people they regularly see and have some level of influence with. These are people that you can uniquely live out the gospel with and potentially disciple.

Some people go through this tool, and have few people on the list, besides church. That's when you know you've lived an isolated life. It also can cause you to realize that maybe the most spiritual thing you can do next is to go join a club of some type or get out in your neighborhood.

Reflection questions to ask with this tool:

- Once you have the list, let's do the person a peace test on it.

Ask the question of each person on the list: "*Are they moving 'toward' me in relationship or 'away' from me*? *Or are they neutral*?

- Use one of these 3 categories (toward, away, or neutral) and place one of them next to each of the names you listed.

Assignments:

- This week, practice drawing out & sharing the tool

Person of Peace Tool is adapted from *Future Church.*

To watch a demonstration of this, watch this 10-minute video:
www.firstorlando.com/disciplemaking

Lead Others Like Jesus Did,
So, They Can Lead Others
Journey of Discipleship Tool

Mark 1:15-20; Matt 14:13-21; Matt 17:15-21; John 15:12-17;
Luke 12:32-34; Matt 28:18-20; Acts 1:80

Text & Teaching points:

Read Mark 1:15-20. Ask: "*What do you notice that seems to be going on in this story*?"

Read Matt 14:13-21. Ask: "*What do you notice that seems to be going on in this story*?"

Read Matt 17:15-21. Ask: "*What do you notice that seems to be going on in this story*?"

Read Luke 9: 1-6 & Luke 10:1-9. Ask: "*What do you notice that seems to be going on in this story*?"

Read John 14: 1-14 & John 15:12-17. Ask: "*What do you notice that seems to be going on in this story*?"

Read Matt 28:18-20 & Acts 1:8. Ask: "*What do you notice that seems to be going on in this story*?"

.

In all these passages, notice the progression of Jesus, with the people he was most investing in: *Come & see; then come & help; then come & learn; and then come & represent.*

Tool & Training points:

"Now let's draw out a tool that can help us remember, apply to our lives, and ultimately know how to share this teaching with others."

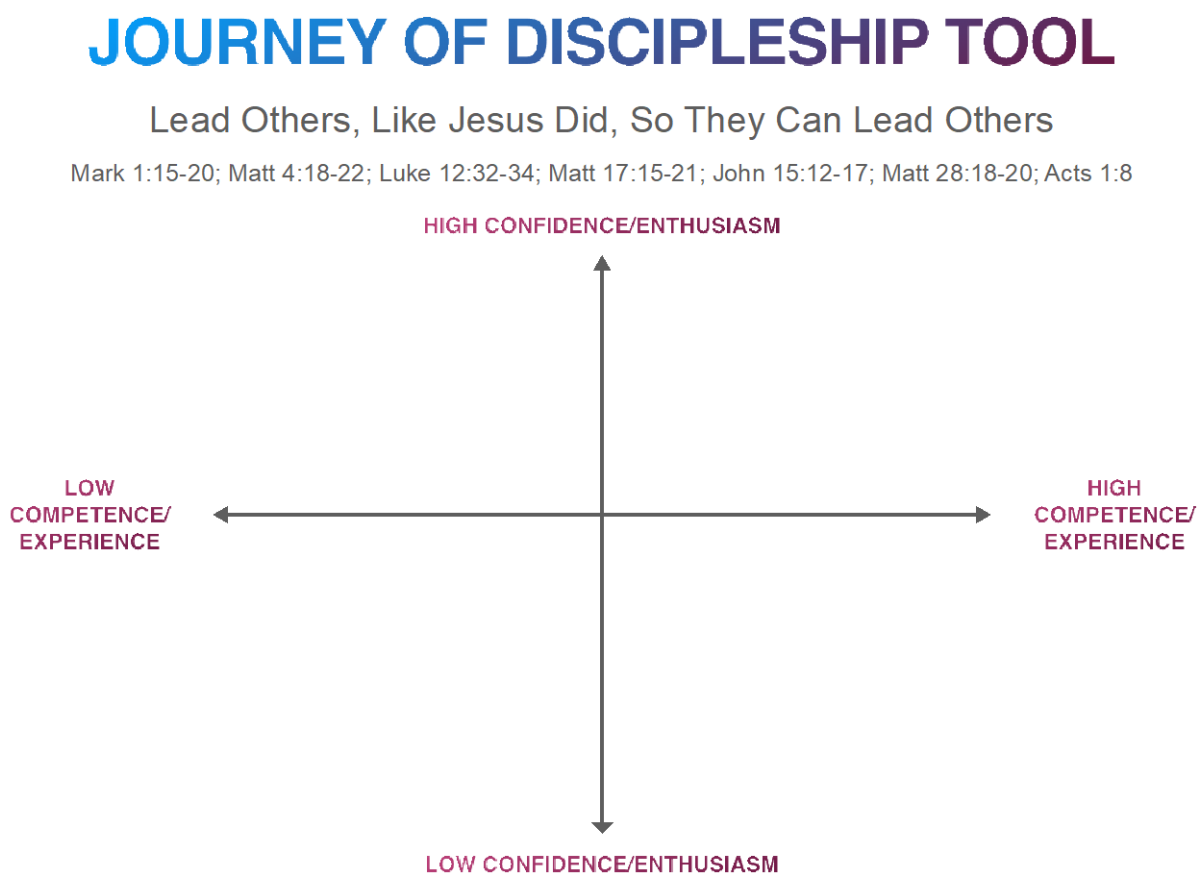

- The Journey of Discipleship tool helps us visually understand and portray what it means anytime you and I are learning any new skill. It doesn't matter whether it's a new character skill, competency skill, spiritual skill, vocational skill or recreational skill.
- This tool represents how Jesus developed the men and women in his life. It is a major factor why the movement of Jesus has continued to expand for more than 2000 years.

Stage 1: *Unconscious Incompetence*—you don't know what you don't know. Your enthusiasm is high, but your experience is low. Your confidence is high, but your competence is low.

Stage 2: *Conscious Incompetence*—you begin to realize what you don't know. Your enthusiasm is low, and your experience is low. Your confidence is low, and your competence is low.

Stage 3: *Conscious Competence*—you begin to grow in your competence and experience. Your enthusiasm and experience are growing. Your confidence and competence are building.

Stage 4: *Unconscious Competence*—you do things naturally and confidently without hardly thinking about them. Your enthusiasm and experience are rooted. Your confidence and competence are well founded and secure.

Now let's add another layer on top of our matrix that represents the Journey of Discipleship. Notice how the posture of both disciple/student & leader/discipler shifts with each phase.

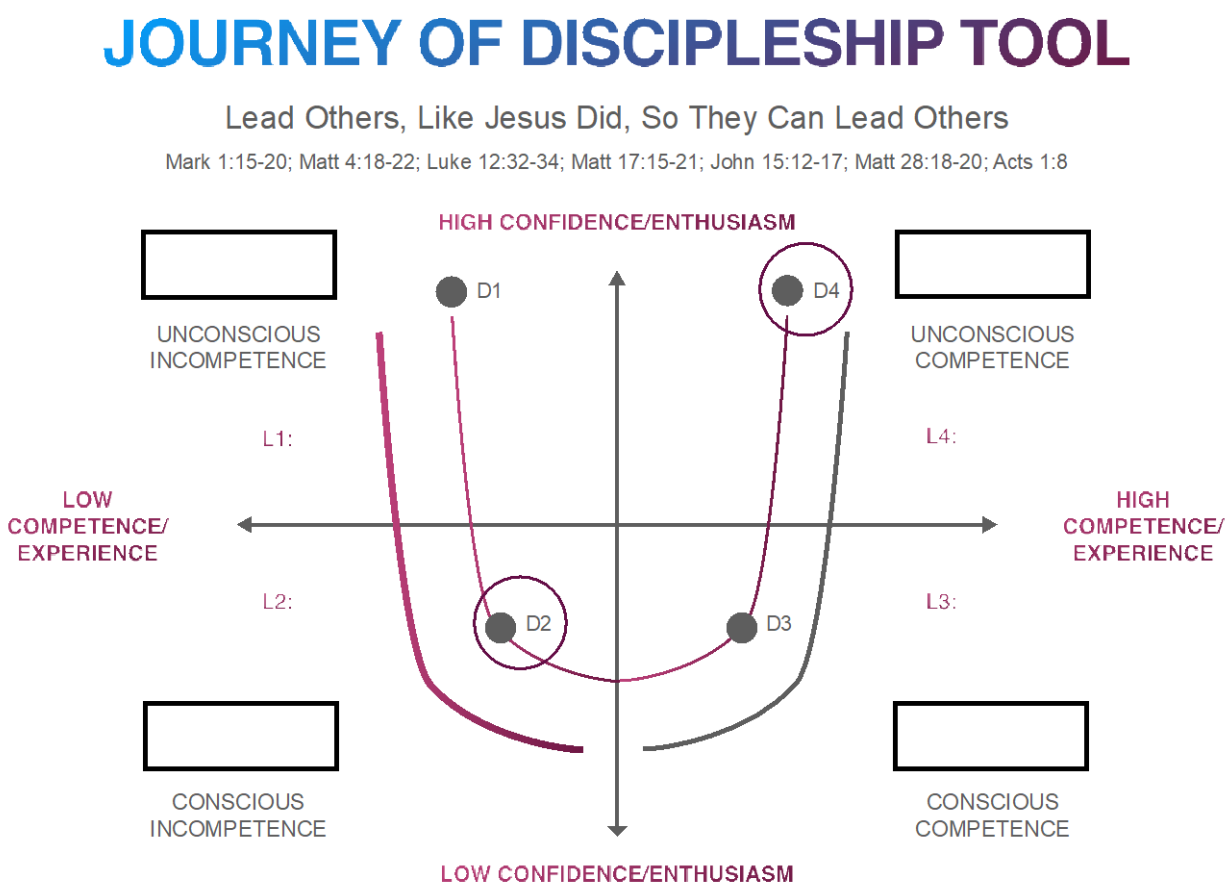

Stage 1: *Unconscious Incompetence*

L1- Posture of leader to disciple:

D1- Posture of disciple:

Stage 2: *Conscious Incompetence*

L2- Posture of leader to disciple:

D2- Posture of disciple:

Moving from Stage 2 of being a loyalist to Stage 3 of being a learner, usually involves going through some sort of difficulty, regarding what they're trying to learn to do.

Other times, difficulty will find them on its own. It can feel like a pit or the valley of the shadow of death. Learning whatever one is setting out to do, often proves to be far more difficult than first imagined. **The key is to stay in the pit long enough, so you can mine out the real gold that is in the experience.**

Stage 3: *Conscious Competence*

L3- Posture of leader to disciple:

D3- Posture of disciple

The transition from Stage 3 to Stage 4, involves lots of **practice.** One needs to be involved in specific **practices** of mastering discipling tools that takes the teaching of the text of scripture, to the training of a tool that helps a person both apply it in their own lives, in new ways, and helps them invest it in the lives of other people.

Stage 4: *Unconscious Competence*

L4- Posture of leader to disciple:

D4- Posture of disciple:

Reflection questions to ask with this tool:

- Which of the 4 stages do you tend to excel in the most?
- Which stage do you tend to be weakest in? Can you be more intentional about getting better at that stage?
- How can you use this tool to move from not only teaching people the text of scripture, but training them in tools, that help them apply it to their lives, and challenges them to invest it in others?

Assignments:

- This week, practice drawing out & sharing the tool

Journey of Discipleship Tool is adapted from *Future Church*.

To watch a demonstration of this, watch this 10-minute video:
www.firstorlando.com/disciplemaking

Guide Others to Grow in their Relationship with Jesus, and the Bible

Discovery Bible Study Tool

Genesis-Revelation

Text & Teaching points:

Read 2 Timothy 2:15. Ask: "*What do you notice that seems to be going on in this story*?"

Read 2 Timothy 3:16-17. Ask: "*What do you notice that seems to be going on in this story*?"

Tool & Training points:

"Now let's draw out a tool that can help us remember, apply to our lives, and ultimately know how to share this teaching with others."

DISCOVERY BIBLE STUDY TOOL

Guide Others to Grow in Their Relationship with Jesus with the Bible

Genesis-Revelation

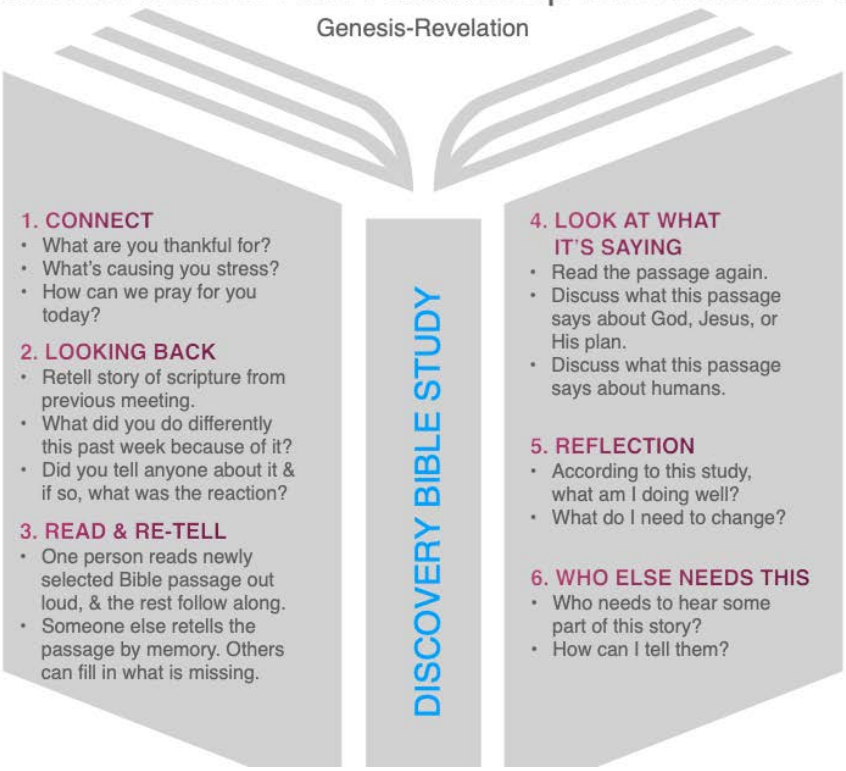

This is a simple facilitator guide, to use as you are training others in how to help people spiritually grow, utilizing the Bible.

Ask the Lord to show you, based upon the needs of people in your group, which passages of scripture would be good to study together. On page 50, there are some suggestions.

Here is the simple format to use in leading a Bible Study that *builds authentic & supportive relationships within a group; helps to better understand & remember the Scripture; and models the application of scripture, that will lead to greater life change.*

Connect

To begin the Bible study, each person answers these questions:

- What are you thankful for?
- What is causing you stress?
- How can we pray for you today?

Look Back from Last Study Session

- Retell story of scripture you studied, from the previous meeting.
- What did you do differently this past week because of this story?
- Did you tell anyone about it and what was the reaction?

Read & Re-tell

- One person reads the newly selected Bible passage out loud, and the rest follow along.
- Someone else retells the passage by memory, if possible. Others can fill in what is missing.

Look

- Read the passage again.
- Discuss what this passage says about God, Jesus or his plan.
- Discuss what this passage says about humans

Reflection

- According to this study, what am I doing well?
- What do I need to change?

Who else?

- Who needs to hear some part of this story?
- How can I tell them?

Suggested scriptures to initially study

1. Jesus is Born – Luke 1:26-38, 2:1-20
2. Jesus is Baptized – Matthew 3; John 1:29-34
3. Jesus is Tested – Matthew 4:1-11
4. Jesus and the Religious Leader – John 3:1-21
5. Jesus and the Samaritan Woman – John 4:1-26, 39-42
6. Jesus and the Paralyzed Man – Luke 5:17-26
7. Jesus Calms the Storm – Mark 4:35-41
8. Jesus and the Man with Evil Spirits – Mark 5:1-20
9. Jesus Raises a Man from the Dead – John 11:1-44
10. Jesus Talks about His Betrayal and the Covenant – Matthew 26:17-30
11. Jesus is Betrayed and Faces Trial – John 18:1-19:16
12. Jesus is Crucified – Luke 23:32-56
13. Jesus is Resurrected – Luke 24:1-35
14. Jesus Appears to the Disciples and Ascends to Heaven – Luke 24:36-53
15. Jesus' invitation to enter into the Kingdom God – John 3:1-21

If you want to lead your group through an entire book of the Bible, then the recommendation would be to start in the gospels, using the book of Mark. It is the shortest and, in some ways, the easiest to learn of the four Gospels.

Group Guidelines:

Read these five guidelines to the group as you begin the first several sessions of your Bible Study.

1. Everyone shares in sentences, not paragraphs.
2. Focus only on what this passage is saying, not on other passages.
3. Focus only on what this group is seeing.
4. Give people time to respond. Silence is OK.
5. The facilitator should facilitate discussion, not teach.

Assignments:

- This week, practice drawing out & sharing the tool

The Discovery Bible Study Tool is adapted from *Discovery Bible Study*.

To watch a demonstration of this, watch this 10-minute video:
www.firstorlando.com/disciplemaking