



KIDS

FIRST BAPTIST ORLANDO · HORIZON WEST

FAMILY GUIDE

PRESCHOOL & ELEMENTARY · 2020



**GET
INVOLVED
THIS
CHRISTMAS**

AT FIRST ORLANDO

[FIRSTORLANDOCHRISTMAS.COM](https://www.firstorlandochristmas.com)



Come Join

THE FUN!

at First Orlando KIDS!

Sundays: 8:30am, 10:00am & 11:30am

First Orlando KIDS offers exciting and intentional programming for birth-5th Grade during our Sunday worship services. Your child will love our combination of large group worship and small group experiences.

Each opportunity is designed to help your child grow in their journey of faith in Jesus Christ.

[FIRSTORLANDO.COM/KIDS](https://firstorlando.com/kids)

[@FIRSTORLANDOKIDS](https://www.instagram.com/firstorlandokids)

[HORIZONWESTCHURCH.COM](https://horizonwestchurch.com)



THANKFUL TREE - YOU GOT THIS!


REMEMBER THIS:

“Give thanks to the Lord for he is good.” Psalm 107:1

Ask This: Who is good? **God is good!**

Monthly Activity: Thankful Leaves

An activity that uses a preschooler’s natural desire to move to help them learn



What You Need:

- brown butcher paper (or any color paper)
- scissors
- a pencil
- tape
- sticky notes or paper (green, yellow, and orange)

Before the Activity: Draw a tree trunk with branches on the paper. Cut out the trunk and tape it to the wall at preschooler level. (You can also draw a picture of a tree on paper and tape it on the wall). Give each child a sticky note or trace their hands out of paper and ask them to name someone or something they are thankful for.

What You Say:

“We have a tree on our wall. Our tree needs leaves! Each day (or each week) we are going to add a leaf to our tree, we are going to name someone or something we are thankful for and write it on the leaves. Soon our tree will grow with so many leaves, reminding us that we are so blessed with God’s wonderful creation. “Let’s place the leaves on the tree like this (demonstrate). Let’s see how many leaves we can put on our tree!”

After the Activity: “Wow! Look at all of the leaves! Our tree is BEA-U-TI-FUL! Trees are good things that God has given us! We are also so blessed with so many wonderful people and things.” Begin naming your Thankful Leaves and **pray this with your child:**

“Dear God, we are so thankful that you are our Heavenly Father, You created so many wonderful things and people. Thank you for your creation and especially Your son, Jesus! We love you. Amen.”



MONTHLY REMINDER:



**No matter what
your family looks
like, God is at work
telling a story of
restoration and
redemption.”**

—

Reggie Joiner



NOVEMBER
2020

Preschool

WEEK ONE

YOU GOT
THIS!

Theme



REMEMBER THIS

"Give thanks
to the Lord for
he is good."

Psalm 107:1

Week One



James 1:17 and Genesis 1

God created a world full of good gifts!

Read This

Every good gift and every perfect gift is from above, coming down from the Father of lights, with whom there is no variation or shadow due to change. James 1:17

Do This

Wake up with your preschooler:

When you go into your child's room, say, "Good morning! God is SO good! He gave us another day! Let's wake up and go make it a great day!"



Give your kids the courage to fail by creating a safe place at home where failure is a catalyst to success, rather than a reason to stop trying.

—
Dan Scott

Week Two

1 Kings 17:7-16

God always provides!

Read This

Learn about how a widow prepared food for Elijah, and God continued to provide food for her. 1 Kings 17:7-16

Do This


Driving with your preschooler:

As you drive or take a walk, name all of the places where you can eat food. Talk about how God is SO good to give us so many different kinds of yummy food to eat.

REMEMBER THIS

“Give thanks to the Lord for he is good.”

Psalm 107:1



Gratitude
can transform
common days into
thanksgivings, routine
jobs into joy, and
ordinary opportunities
into blessings.

—
William Ward

Week Three



Exodus 17:8-13

Helping others shows Christ's love!

Read This

This week we will read Exodus 17:8-13 and hear the story of when Aaron helped his brother, Moses, by holding his arms up when they got weak.

Do This

Praying with your preschooler:

Cuddle with your child this week and pray, "Dear God, You are so good to give us family to help us. Thank you for (family member) and the way they (how they help you/your child) and for (family member) and how they (continue naming family members and how they help). I pray (name of child) and I will help our family as much as they help us. We love You, God. In Jesus' name, amen."

**Thankful
Tree**

DON'T FORGET!

Add leaves to your Thankful Tree and name someone you appreciate this week!



**"Give thanks
to the Lord for
he is good."**

PSALM 107:1

NOVEMBER
2020

Preschool

WEEK FOUR & FIVE

YOU GOT
THIS!

Week Four

Nehemiah 1-6

This week we will learn about Nehemiah and how a lot of people helped Nehemiah rebuild the walls of Jerusalem.



Week Five

Psalm 149: 1-5

We can praise God with singing, dancing, and making music with instruments. God is good!

REPEAT THIS
WITH YOUR
PRESCHOOLER:

"I can thank God for
people who help me."



Do This

Play time with your preschooler:

Find toy tool set and blocks - encourage your child to build with them. Say, "God sent a lot of people to help Nehemiah fix the city wall. God sends people to help us too. Who are some of the people that help us?" Play with the blocks and tools, name people and ways that you have helped people to encourage your child to be a big helper.


Helping around the house:

Remind your child: "I can thank God for people who help me." Show your child ways that they can be a big helper around the house.

Do This

Pray this with your preschooler:

Cuddle with your child this week and pray, "Dear God, we praise You because You are good! Everywhere we look we see Your goodness. We see it in the amazing world You made. We see it in the different kinds of yummy food You give us. We see it in our family, friends, and all of the people who help us. I pray we will always take time to praise You for your goodness, God. We love You. In Jesus' name, amen."



CHRISTMAS COOKIES - YOU GOT THIS!

REMEMBER THIS:

“God loved the world so much that he gave his only Son.”

John 3:16

Ask This: Why is Jesus special? **Jesus is God’s Son.**



Monthly Activity: Christmas Cookies Fun

Merry Christmas! We know the holiday season can get really busy with a lot of good things, and it can be challenging to find opportunities to celebrate the true meaning of Christmas with your children. So, we wanted to make it a little easier for you!

Every child loves to bake and help in the kitchen, or at the very least be your taste tester. That’s why we want to encourage you to reserve time on the calendar for some family fun and gather everyone in the kitchen to make Christmas cookies!

We have been talking about Christmas cookies and using cookie cutters to retell the Christmas story all month. Now you can do the same at home! Just dig out some colorful icing or the cookie cutter shapes listed below and get ready to make yummy cookies that will also help you share the Christmas story with your child.

What You Need: All-purpose flour, sugar, butter, eggs, vanilla extract, salt; frosting or icing; sprinkles; and angel, gingerbread man, candy cane, and star shaped cookie cutters (optional).

What You Do:

- 5 cups all-purpose flour
- 2 cups sugar
- 3 sticks butter (1.5 cups), room temperature
- 2 eggs
- 2 tbsp vanilla extract
- 1 tsp salt

Preheat oven to 350 °F.

Mix the room temp butter and sugar together in a stand mixer or using a hand mixer until well incorporated. Next add eggs, vanilla extract, and salt; mix. Slowly add flour and incorporate until it forms a nice dough.

Dump dough out onto a lightly floured counter or parchment paper and knead it together to form two equal size balls. Roll out dough to ¼ inch thickness. Wrap in plastic wrap and pop in the fridge for about 1 hour.





Remove from fridge and place on a floured surface or on parchment paper.

Cut out shapes with your angel, gingerbread man, candy cane, and star shaped cookie cutters or the round edge of a drinking glass. (Tip: If you are having difficulty getting the dough to be stiff enough for your cut-outs, add up to a half cup of additional flour -1/4 cup at a time- or just roll out less dough at a time so it stays cool and doesn't warm up too quickly.)

Place the shapes on a cookie tray and bake at 350° F for approx. 10 minutes or until edges just start to turn golden. Cool to room temperature. Add frosting or icing, and don't forget the sprinkles!

What You Say: Say the words below as you use each cookie cutter or make each shape with icing on a round cookie.

ANGEL: Say, "An angel told Mary that she was going to have a special baby, and His name would be Jesus!"

GINGERBREAD MAN: Say, "Baby Jesus was born in a stable. Mary wrapped Him up and laid Him in a manger."

CANDY CANE: Say, "An angel told shepherds that Jesus had been born. They ran to see baby Jesus! Then the shepherds told everyone, everywhere that Jesus had been born!"

STAR: Say, "God put a special star in the sky to show the wise men where Jesus was. When the wise men found Jesus, they worshiped Him and gave Him gifts."



After the Activity: After you make and decorate your cookies, enjoy them as a family while you review the Christmas story one more time!

PRAY THIS WITH YOUR CHILD:

"Dear God, thank you for loving us and sending us Your son, Jesus. He is the greatest gift of all. We love you. Amen."



MONTHLY REMINDER:



**If you want
your kids to love
life, teach them
how to give.**



Reggie Joiner



DECEMBER
2020

Preschool

WEEK ONE

YOU GOT
THIS!

Week One

Isaiah 9:6

Jesus Is Promised



Read This

For to us a child is born, to us a son is given, and the government will be on his shoulders. And he will be called Wonderful Counselor, Mighty God, Everlasting Father, Prince of Peace. - Isaiah 9:6

Say This

“We can have hope because
God keeps His promises.”


Wake up with your preschooler:

What is something you want to do this month to celebrate Jesus, our greatest gift? Write this somewhere your child will see it and ask them about it later in the day. Some ideas could be making a cake or doing something kind for someone else to show them the love of Jesus.

REMEMBER THIS

“God loved the world
so much that he gave
his only Son.”

John 3:16



Give your kids the courage to fail by creating a safe place at home where failure is a catalyst to success, rather than a reason to stop trying.

—
Dan Scott



Week Two

Luke 1:26-33, 38, 46-49

Mary becomes the mother of Jesus!

Read This

An angel visited Mary and told her that she would have God's Son, Jesus.

Luke 1:26-33, 38, 46-49

Do This

Wake up with your preschooler:

When you go into your child's room, have a gift bow stuck to your head or forehead. Smile at your child and say, "Merry Christmas!" When they notice the gift bow, laugh together and say, "I'm just having fun! I love this time of year because celebrating Jesus' birthday is awesome!"



REMEMBER THIS

"Give thanks to the Lord for he is good."

Psalm 107:1

Gratitude
can transform
common days into
thanksgivings, routine
jobs into joy, and
ordinary opportunities
into blessings.

—
William Ward

Week Three

Luke 2:1-7

Joseph and Mary take a road trip!



Read This

Luke 2:1-7

Joseph and Mary traveled to Bethlehem where Jesus, God's Son, was born.

Do This

Driving with your preschooler:

As you drive (or take a walk), look for animals. Can you find a dog, cat, bird, or even a squirrel? As you name the animals, talk about what it might have been like for Mary and Joseph to sleep where animals did. It wasn't that special of a place, but the most special baby ever was born there! JESUS! Jesus is special because Jesus is God's Son!






“God loved the
world so much
that he gave
his only Son.”



JOHN 3:16



DECEMBER
2020

Preschool

WEEK FOUR

YOU GOT
THIS!

Gratitude
can transform
common days into
thanksgivings, routine
jobs into joy, and
ordinary opportunities
into blessings.

—
William Ward



Week Four

Luke 2:8-20

The Shepherds!

Read This

Shepherds ran to see God's son, Jesus, after an angel told them that He had been born. Luke 2:8-20

Do This

Praying with your preschooler:

Cuddle with your child this month and pray, "Dear God, thank You for loving the world so much that You gave us Jesus to be our friend forever. Help us to tell everyone that Jesus is God's Son, just like the shepherds did so long ago. We want everyone to know the good news! We love You, God. In Jesus' name, amen."





**Flip the book
to follow along
for Elementary!**



God so loved the world that he gave his
one and only Son. Anyone who believes in him
will not die but will have eternal life.

John 3:16



Let 'em know
you're thankful

November Theme:

SHOUT OUT! LET THEM KNOW YOU'RE THANKFUL

LIFE APP:

GRATITUDE

Letting others know you see how
they've helped you!

MEMORY VERSE

"Give thanks
to the Lord,
because he is good.
His faithful
love continues
forever."

Psalm 136:1, NIV

MONTHLY REMINDER:



**No matter what
your family looks
like, God is at work
telling a story of
restoration and
redemption.”**

—

Reggie Joiner



Bible Story:

1 Thessalonians 5:18

Activity:

T-H-A-N-K-S

What You Need:

No supplies needed

What You Do:

Tell your child that you're going to play a game. You'll both search throughout your home to find things that you're thankful for. Grab one item for each letter of the word "THANKS." (In other words, items that start with the letters T, H, A, N, K, and S.)

For example, you can find a tea bag because you're thankful for tea. Or a picture of Grandma Hazel because you're thankful for her.

You may want to write down the word "THANKS" so your child can remember the letters. You may also want to set a time limit—10 minutes or so—to find your items. Once you've gathered your items of THANKS, share them with each other, explaining why you're thankful for each one.

Talk About the Bible Story:

Describe a grateful person. Now describe an ungrateful person. Do you think we can be grateful even when we don't FEEL grateful?

BOTTOM LINE:



You always have something to be GRATEFUL for.

Why or why not? (We can be grateful all the time because God loves us and takes care of us.) What's the best way to change an ungrateful attitude to a grateful one? (Remember all that you have— family, home, food, etc.)

Is there a time that you can remember feeling really grateful? *Parent:* Share a story about a time when you were grateful or ungrateful.

Prayer:

Use this prayer as a guide, either after talking about the Bible story or sometime before bed tonight: *"Dear God, gratitude doesn't come easy to us, especially when we're having a bad day. We need Your help to remember that Your plans are always good. Instead of complaining about what's bad, help us choose to be grateful for all that is good. In Jesus' name, amen."*

Wake Up Time:

Leave a note by your child's breakfast or on their mirror asking them, "What can you be grateful for today?" At the end of the day, ask them what they decided to be grateful for!

Bible Story:

2 Samuel 6:12b-22a

Activity:

Create Your Own Holiday

What You Need:

Paper and writing utensil.

What You Do:

Tell your child that the two of you are going to create your own holiday. Ask your child the following questions, and write down their answers:

- What is the name of your holiday celebration?
- What does your holiday celebrate?
- What date is your holiday?
- What are the holiday's colors?
- What do people eat on your holiday?
- What do people do to celebrate on your holiday? Do they go anywhere? Do they wear anything special? Is there special music?

Say, "I think your holiday sounds awesome. Holidays are fun because they give us a reason to celebrate the things and people that are most important to us."

Talk About the Bible Story:

David was so grateful for what God had done that he couldn't keep from celebrating. What is something you can celebrate with that kind of excitement? What do you think David might have been saying while he was dancing?

BOTTOM LINE:



("Thank you, God! You are a good God! You are awesome, amazing, and wonderful!") David's wife Michal was clearly not as excited as David when the ark was returned to Jerusalem. What makes some people more grateful than others? (The way they choose to see things).

What are some things we can celebrate about God no matter what is happening in our lives? (He loves us; He sent us Jesus; He hears us when we talk to Him.)
Parent: Share a few ways you celebrate God when times are good, and when times are not as good.

Prayer:

Use this prayer as a guide, either after talking about the Bible story or sometime before bed tonight:
"Dear God, You are worthy of our greatest expression of gratitude and our most joyful celebration. We praise You for what You have done in the past, and we look forward to all You will do in the future. We thank You for sending us Jesus. We know that we always have something to celebrate when we follow Him. In Jesus' name, amen."

Bible Story:

Luke 17:11-19

Activity:

No Thumbs

What You Need:

Items such as paper, pen, coin, paper clip, etc., and a timer (optional)

What You Do:

Place all the items on a flat, hard surface, like a tile floor or a table. Tell your child to try to pick up the items without using their thumbs. They can only use their other fingers and/or their flat palms (to “scoop” items). To add a little pressure, you could time how long it takes for them to pick up each item, seeing which item requires the most effort.

Say, “It’s not easy picking up things without your thumbs, is it? Imagine not being able to use your hands at all. The men in our story had a disease that caused lots of painful problems like that. That’s why it was so amazing that Jesus healed them!”

Talk About the Bible Story:

What disease did the men in the story have? (*skin disease, leprosy*) How many men in the story had a skin disease? (10) How many men in the story did Jesus heal? (10) How many men came back to thank Jesus? (1) Why should we say thank you often? What kinds of things make you want to say thank you?

BOTTOM LINE:



Say
**THANK
YOU.**

As a family, think of someone you can say thank you to. Give them a call, send a text, or write them a card and drop it in the mail.

Prayer:

Use this prayer as a guide, either after talking about the Bible story or sometime before bed tonight: “Dear God, remind us this week to say thank you to those who help us, love us, and do kind things for us. Please give us grateful hearts so that we’re quick to thank the people You’ve put in our lives. Help us show our love for You, and for others, with words and actions that say thank you. In Jesus’ name. Amen.”

Bedtime:

Share about something in your life that hasn’t gone the way you hoped. Whether it is big or small, can you think of things to be grateful for? Make a list of at least ten things you are thankful for right now. Pray together, thanking God and asking Him to give you eyes to see all the good things around you—no matter what is going on in your life.

Bible Story:

Matthew 20:1-15

Activity:

Just Imagine

What You Need:

No supplies needed

What You Do:

Sit across from your child and tell them you're going to play a game together. Say, "We're both going to close our eyes and use our imaginations. Let's both imagine a cat. Then, we'll go back and forth and add a detail to the picture, using just our minds."

You may have to prompt your child by asking questions like: Where is the cat? Is the cat sitting or standing? What color is the cat? What color is the cat's collar? What's the cat doing? Does the cat have anything on?

Go back and forth with your eyes closed, creating a picture with your imaginations. Once you're finished, choose another animal to imagine. If there's time, go through the same line of questions.

Talk About the Bible Story:

It's amazing how creative and powerful our minds can be! We can also choose to change our minds—and our attitudes—when we're feeling ungrateful. With God's help, we can choose to have a thankful attitude instead. How could the workers in today's story have used the power of their minds in their situation?

BOTTOM LINE:

Adjust your
ATTITUDE.

(They could have adjusted their perspective and their attitudes; chosen to look at what they DID have instead of what others had) What words best describe someone who is full of gratitude? (*Happy, peaceful, content, easy*). When the pandemic started this year, what could you still be grateful for—even though so many things were different? What is a type of attitude that can get in the way of gratitude? (*Selfishness, impatience, pessimism*).

What should we focus on when we feel ungrateful? *Parent: Talk about your attitude during the pandemic. Talk about the times when it's been hard. Then, talk about the ways you tried to make the best of a bad situation.*

Prayer:

Use this prayer as a guide, either after talking about the Bible story or sometime before bed tonight: :
"Dear God, we trust that You are generous and kind, even when we go through something that is hard. God, help us remember all that we DO have. When we feel like things aren't fair, help us adjust our attitude and choose to be grateful to You. Amen!"

Bible Story:

1 Corinthians 11:23-26, Exodus 12

Activity:

Habitat Charades

What You Need:

Index cards (or ¼ sheets of paper),
writing utensil

What You Do:

Ask your child about what it means to have a habit. Then, ask them what some good habits are (brushing your teeth, eating healthy, praying at bedtime). Write each habit you come up with on a card. Do the same with bad habits (biting your nails, talking with your mouth full, interrupting, running indoors, standing on couches or chairs). Write each of those habits on a card.

When you've got around 10 cards total, shuffle them together. Then play charades! Involve everyone at home, if possible. Take turns drawing a card from the pile and silently acting out each habit while everyone else guesses what it is.

Talk About the Bible Story:

What happened during the first Passover? (God saved His people from the last plague in Egypt by passing over the houses of the people who had lamb's blood painted on their doorframes.) Why did people continue to celebrate Passover? (to remember that God rescued them from slavery) What are some of the things that were part of the Passover celebration?

BOTTOM LINE:



(People ate a meal with lamb and flat bread.) Who celebrates communion, or the Lord's Supper? (people who follow Jesus) A good follow-up question is: What makes someone a Jesus-follower? (They believe that Jesus is their Savior and choose to follow Him.) Why do followers of Jesus celebrate communion, or the Lord's Supper? (to remember that Jesus rescued us by dying on a cross for our sins.)

Prayer:

"Dear God, when You sent us Jesus, You gave us the one thing we can always be grateful for every day. Even on our worst days, we can be thankful because we know You are watching over us and Your plans are always good. Help us to remember what You've done for us, and to thank You often. In Jesus' name, amen."

Bedtime:

What do you think it means to adjust your attitude? Share some situations at home or school where you could "adjust your attitude." Brainstorm some ways you could approach those situations differently. Pray for each other, that God will help you face everything this week with an attitude of gratitude.

December Theme:

SIMPLY CHRISTMAS - NO ASSEMBLY REQUIRED

LIFE APP:

CHRISTMAS
Celebrating Jesus, God's greatest gift

MEMORY VERSE

"Today in the town of David
a Savior has been born to you.
He is the Messiah, the Lord."

Luke 2:11, NIV

MONTHLY REMINDER:



**If you want your
kids to love life,
teach them
how to give.**

—
Reggie Joiner

Bible Story:

Isaiah 9:6

Jesus Is Promised



Activity:

Makin' a List

What You Need:

Paper and pen/pencil

What You Do:

What is something you want to do this month to celebrate Jesus, our greatest gift? Sit down as a family and make a list of at least 5 things you want to do this Christmas season. Some ideas could be making a birthday cake for Jesus, baking cookies for a neighbor, spending an evening looking at Christmas lights as a family, cuddling up on the couch with hot cocoa and watching a Christmas movie, writing a letter to a friend or family member who lives far away, or doing something kind for someone else. Check off your list as you go. These are all great ways of showing the love of Jesus to your friends and family all month long.

Talk About the Bible Story:

It's the Christmas season! Only the most anticipated, most celebrated, most awesome month of the year! And while the presents and lights and decorations are nice; you know what this holiday is really all about? Christmas is about celebrating Jesus, God's greatest gift. Long before Jesus was born in Bethlehem, God made a promise. You read it in today's verse.

BOTTOM LINE:

We can have
hope because
God keeps His
promises.



About seven hundred years before Jesus' birth, Isaiah (a prophet who spoke on behalf of God) told us that a child would be born, that He would be a mighty God, Everlasting Father and Prince of Peace.

Now, thousands of years after God kept that promise, we celebrate Jesus' birth. It's a huge reminder to us that no matter what happens, God is completely trustworthy. We can have hope because God keeps His promises. Think about the last promise you made. Did you keep it? Why or why not? Spend some time thanking God for keeping His promises and ask Him to help you be a promise keeper too.

Prayer:

"Dear God, thank you for always keeping your promises. Thank you for sending Jesus as a baby to grow up and save us from our sins. We love you! In Jesus' name, amen."

Bible Story:
Luke 1:26-56

Gabriel Appears to Mary

Activity:

Have Hope

What You Need:

Paper and crayons or markers

What You Do:

Ask everyone to draw a picture of a recent moment when they felt sad, scared, or alone. Then take turns talking about each moment as a family. After everyone shares, draw an image of Jesus besides you in the picture. Come back together and ask each family member, "The next time you feel sad, scared, or alone, how will it change the way you approach the situation if you picture Jesus beside you?" Finally, write "HOPE" across the top of the picture. Hang all the illustrations on the refrigerator as a reminder during this Christmas season that God is with us.

Talk About the Bible Story:

What would you do if suddenly an angel from heaven appeared to you with a special message from God? Would you run? Would you stand there frozen, unsure what to say? We know Mary was probably scared because the angel told her not to be afraid. God had a very special plan, just for her. She would have a baby. But not just any baby. Mary had been chosen to be the mother of Jesus, our Savior.

BOTTOM LINE:

You can have
joy because
God has a
plan for you.



God's plan for Mary was a plan she never could have dreamed up on her own. What a reason to have joy! The same is true for you. An angel probably won't show up in your bedroom but that doesn't mean that God doesn't have a specific plan and purpose just for you. You can have joy because God has a plan for you.

Prayer:

One way you can be sure you don't miss God's plan is to start praying a simple prayer like this: "God, I believe You have a plan for me and I don't want to miss it. Help me to follow You today. In Jesus' name, amen."

Bible Story:

Luke 2:1-7

Jesus Is Born

Activity:

The Christmas Story

What You Need:

Stuffed animals or action figures,
a blanket.

What You Do:

Invite your child to act out the Christmas story using stuffed animals or action figures as you read it aloud. If needed, give suggestions to your child about how they can use the characters to act out different parts of the story. (For example, they can use the blanket to wrap up baby Jesus.) Read directly from the Bible, Luke 2:1-7. (You might even want to video your child's version of the story to send to friends and relatives!) Say, "Great job acting out the Christmas story! I hope you remember—in the middle of all the Christmas craziness—that all of this is really about a baby, born long ago, sent from God for you and me. God showed just how much He loves us by choosing to send us Jesus!"

Talk About the Bible Story:

Why is it so fun to receive a gift, even if it's a small one? What's the gift you're most excited about giving this year? What could you give that isn't a "thing"? Parent: Share a personal story about a time you gave a gift that made you feel better than if you had received it.

BOTTOM LINE:

God loved us
so much that
He gave us
a Savior.



Why did God send Jesus for us? (Because He loves us!) Why did we need a Savior? (We sin, and our sin separates us from God. When Jesus died on the cross, He paid the price for the sins of the world. Jesus made it possible for us to have a relationship with God.)

Prayer:

"Dear God, thank You for loving us so much that You sent us the greatest gift ever—the gift of your Son, Jesus. Please help us to pause this Christmas to remember the real reason we're celebrating. We're celebrating the birth of a baby—a baby who would change everything. Because of Jesus' birth, we can have a relationship with You that will last forever! Help us to think about ways we can share Your love as we give this Christmas. We love You. Amen!"

Bedtime: What's the best Christmas gift you've ever received? The gift God gave to all of us isn't one that you can unwrap. But it's the most important gift you'll ever be given. God loves you so much that He sent Jesus to make a way for you to live with Him forever. Pray together and thank God for His incredible Christmas gift.



**"Today in the town
of David, a Savior
has been born to you.
He is the Messiah,
the Lord."**

LUKE 2:11

Bible Story:
Luke 2:8-20
Tech Talk



Activity:

Tech Talk

What You Need:

Paper and pen/pencil

What You Do:

If Jesus had been born today with all the technology available to us, there would be so many ways to tell people all about it. Write out all the ways you could share the good news about Jesus (we've listed a few ideas to help you get started): Send someone a text message. Type up an email to send to all your friends and family.

Ask God to help you tell others the good news about Jesus, just like the shepherds did on that first Christmas. Remember, God's peace is for everyone and He wants us to share this good news with the people around us.

Talk About the Bible Story:

Imagine a group of smelly shepherds, out in a field, watching over their sheep. Some may have been asleep. Some may have been counting sheep in an attempt to go to sleep. But sleep wasn't on the agenda this special night. Because God was about to send an angel to make a very big announcement. "Do not be afraid," the angel said. "I bring you good news for all people . . . a Savior has been born to you."

BOTTOM LINE:



That "you" included those shepherds. "You" included all the people in the sleepy town of Bethlehem. "You" includes, well, you. God sent Jesus as a gift for every one of us. Jesus brought peace. He made a way for us to have a relationship with God forever!

Talk about these questions together:

1. When do you first remember hearing the Christmas story about Jesus? Who told you?
2. Why do you think God sent an angel to tell a bunch of everyday shepherds about Jesus' birth instead of someone else with more power or influence?
3. If Jesus had been born today (in 2020), who do you think the angel would have told first?

Prayer:

"Dear God, thank you for sending Jesus to remind us that even though we will have trouble in this world it's okay, because He is bigger and stronger than anything we face. We know that He is the Prince of Peace! In Jesus' name, amen."